C6系列开关型、C6-T系列调节型精小型电动执行器控制线路图

控制线路图

控制代号:*1-◇

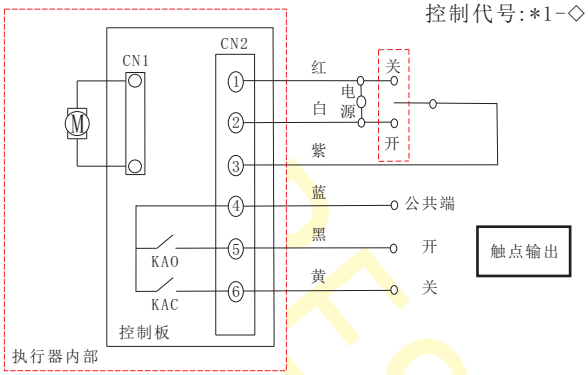

图①开关型---无源触点输出线路图
电源电压: AC24V、AC110V、AC220V

⚠ 1、信号输出触点容量<AC125V/1A, DC30V/1A
2、电源切断时反馈信号没有输出

控制代号:*2-◇

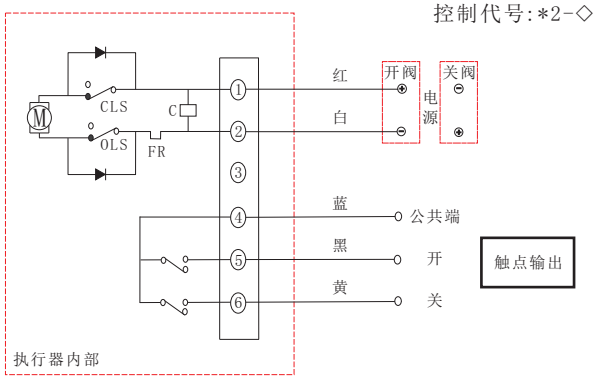

图②开关型---无源触点输出线路图
电源电压: DC12V、DC24V

⚠ 信号输出触点容量<AC125V/1A, DC30V/1A

控制代号:*4-◇

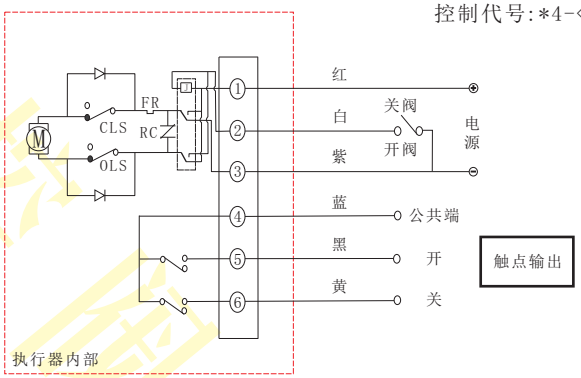

图④开关型---无源触点输出线路图
电源电压:DC12V、DC24V

⚠ 信号输出触点容量<AC125V/1A, DC30V/1A

控制代号:*5-◇

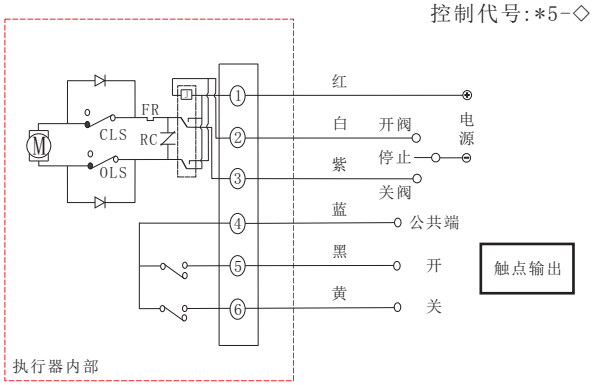

图⑤开关型---无源触点输出线路图
电源电压: DC12V、DC24V

⚠ 信号输出触点容量<AC125V/1A, DC30V/1A

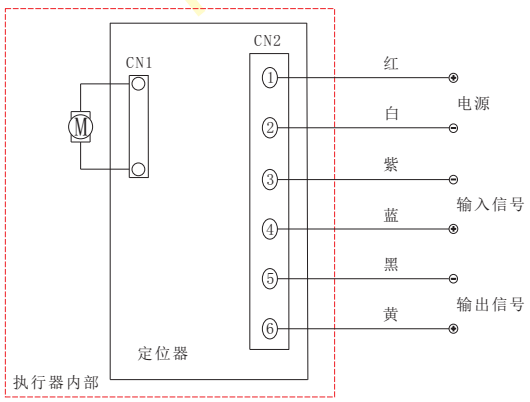

图⑥调节型---智能调节型线路图
电源电压: DC24V、AC24V